AIG

FINANCIAL PROFESSIONALS

Max Accumulator+ II
Index Universal Life Insurance (IUL)

Maximize cash value, volatility control, and Agile Underwriting+

We see the future in you.[SM]

Policies issued by American General Life Insurance Company (AGL), Houston, TX, member of American International Group, Inc (AIG).

FOR FINANCIAL PROFESSIONAL USE ONLY- NOT FOR PUBLIC DISTRIBUTION

AGLC109301 REV0721

108783

5 REASONS your client might benefit from an accumulation-focused IUL product like Max Accumulator+ II

1 CASH VALUE ACCESS & RIDERS

Max Accumulator+ II allows clients to accumulate cash value and take distributions as needed with an innovative combination of riders and cash access features,[1] because life doesn't always go as planned.

2 TAX DIVERSIFICATION

It can help fuel supplemental retirement income that is generally tax-free.[1]

3 VOLATILITY PROTECTION

It offers protection against market volatility, through global and domestic index interest crediting strategies.

4 COST STRUCTURE

Its affordable and transparent cost structure is designed to help generate optimal, cash value in good or bad years.

5 AGILE UNDERWRITING+ (AU+)

It's faster and easier to acquire, thanks to AU+.

And policies with AU+ can still add the Accelerated Access Solution® (AAS) chronic illness rider!

[1] Assumes the use of withdrawals to basis and/or policy loans. Policy must comply with IRS requirements to qualify as a life insurance contract. Total premiums in the policy cannot exceed funding limitations under IRC section 7702. Withdrawals during the first 15 years of the contract may be treated as income first and includible in policyholder's income. If the policy is classified as a modified endowment contract (see IRC section 7702A), withdrawals or loans are subject to regular income tax and an additional 10% tax penalty may apply if taken prior to age 59 ½. Distributions will reduce policy values and may reduce benefits. Availability of policy loans and withdrawals depend on multiple factors including but not limited to policy terms and conditions, performance, and fees or expenses.

[2] Agile Underwriting+ or AU+ as described in this document, refers to a underwriting process that provides a path to policy approval that may not require an exam and labs.

Max Accumulator+II: One of two robust IUL solutions

Max Accumulator+ II is designed for clients seeking permanent life insurance protection, plus the potential for cash value accumulation that can be used for supplemental retirement income.

IUL clients are willing to assume some controlled risk in exchange for potential growth. But risk control and potential growth can vary from one IUL product to another. We offer two robust IUL options that can help accelerate your clients' long-term goals.

Choose the product that best satisfies their needs. And go!

	MAX ACCUMULATOR+ II For details: **aig.com/MaxIUL**	**VALUE+ PROTECTOR II** For details: **aig.com/ValueIUL**
Optimized for	Accumulation and Income	Guaranteed Protection
Target ages	35 – 55	40 – 70
Potential client	• Higher income or affluent with investable assets • Small business owners • Less risk tolerant than VUL buyers but still willing to accept some risk	• Focused on death benefit protection and guarantees • More risk tolerant than GUL buyers
Client needs	• Tax-advantaged accumulation for supplemental retirement income, college funding or other cash needs • Supplement to qualified retirement plans or 529 plans • No direct market exposure	• Death benefit protection for income replacement, or estate planning • Economical alternative to GUL • Opportunity to grow cash value in addition to guarantees



Index Interest Crediting explained
Understanding the "I" in IUL

Dramatic market swings can create bumps along the road to long-term retirement and investment growth. Although not directly invested in an index, the index interest crediting strategies offered in addition to the base IUL policy are designed to smooth those bumps while still offering upside-potential. In fact, all of our Max Accumulator+ II strategies:

- Regardless of market performance will be credited no less than 0% interest.
  - Our High Bonus strategy has a .25% minimum guaranteed interest[3] rate.
- Use a formula that calculates interest based in part on the movement of a single market index (e.g., S&P 500® Index)
- Use a one-year timeframe to calculate interest–a "one year point-to-point" strategy
- Offer a crediting bonus guaranteed[3] no less than 0.10% through an Account Value Enhancement in policy year 6 and later.

IUL provides UPSIDE potential and DOWNSIDE protection[4]

Generally speaking, when the index goes up, the interest rate credited to the policy can go up. If the index goes down, there's simply no interest credited, as you can see below.

As an example of how this works, imagine an index that rises from 1,000 points to 1,200 points in one year, then falls to 1,080 points the next. This represents a 20% rise, followed by a 10% drop. IUL index crediting strategies are designed to share in the positive years while protecting cash value in the negative years. The 12% increase in year one represents a cap rate. The client will only ever receive up to 12% crediting on any positive performance at or over 12%.

Index Volatility

IUL Index Crediting

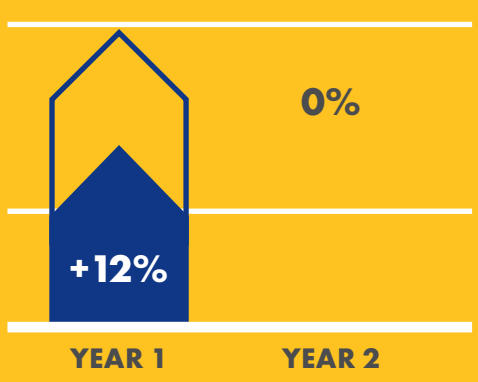

The above represents a hypothetical case for illustrative purposes only and is not a reflection or guarantee of future performance.

[3] All guarantees are backed by American General Life Insurance Company.
[4] Due to administrative costs associated with the policy which are not accounted for in the above example, reduction in cash value is a potential outcome in a down market year.

Upside potential and downside protection: IUL in action
There are multiple IUL strategies![5]

Once a client begins paying premiums, they will be allocated to one of two general types of crediting strategies.

No one can predict the future performance of the market, but a client's risk tolerance can help you identify a possible index interest account allocation that could be appropriate for them.

Participation Rate Strategy (Par Strategy)

A specified percentage (e.g., 60%) determines how much of the index's upward movement will be credited to the index interest account, but this index interest account will never be credited less than 0% interest.[6]

3 Par Strategy Example Scenarios

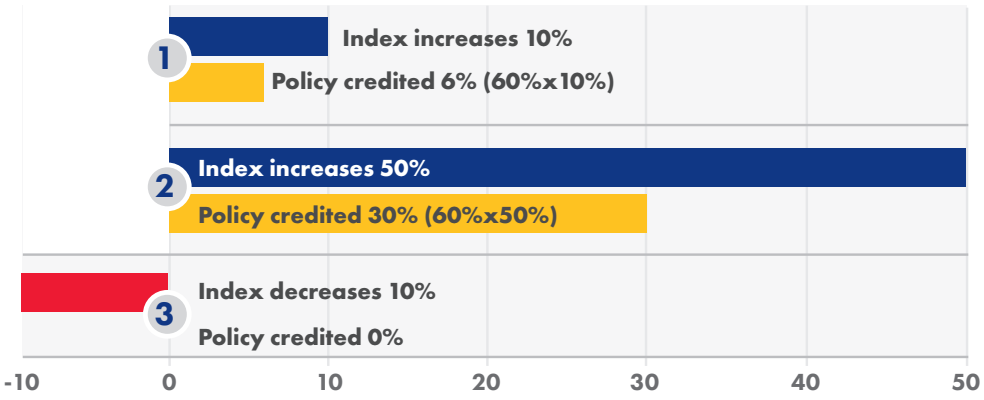

Pro Insight

Better for clients who are more risk-tolerant. More fluctuation in interest credited is possible but there is no limit on earning potential.

Participation Rate Example:
Assuming no cap, participation rate of 60% and no crediting below 0% interest.

Cap Rate Strategy (Cap Strategy)

A specified rate indicates the maximum amount, or ceiling (e.g., 12%), of the upward index movement that will be credited to the index interest account, while the minimum will never be credited less than 0% interest.

3 Cap Strategy Example Scenarios

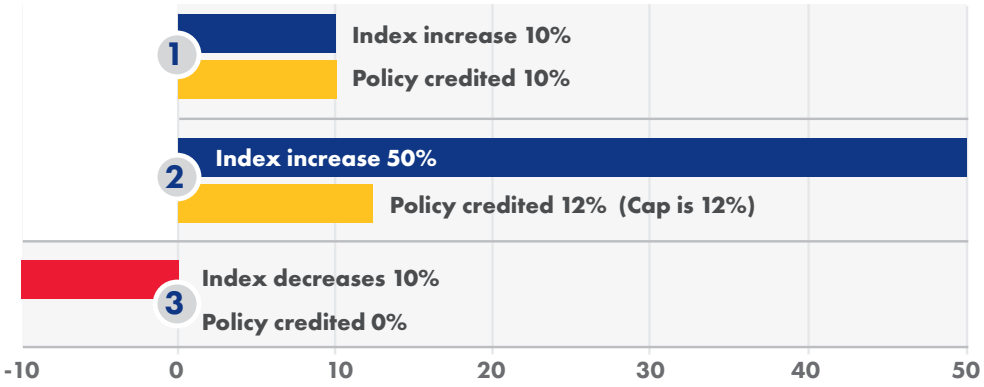

Pro Insight

Better suited for less risk tolerant clients.

Volatility is curbed and more interest crediting is possible in lower markets.

Cap Rate Example:
Assumes 12% cap, a participation rate of 100%, and no crediting below 0% interest.

[5] Hypothetical performance of Max Accumulator+ II index interest credit strategies does not take into consideration the account value enhancements which could improve the performance. Past performance is not indicative of future results, and this not a reflection or guarantee of future performance.
[6] Due to administrative costs associated with the policy which are not accounted for in the above example, reduction in cash value is a potential outcome in a down market year.

Max Accumulator+II: Index Interest Accounts

Four index interest strategy choices available.

Two are Participation Rate types and two are Cap Rate types.

The participation rate indices offer volatility control which could help provide more stable returns during volatile market periods.

The High Bonus Cap offers more downside protection, while the High Cap provides greater growth potential.

We also offer a Declared Interest Account option based on a fixed interest rate declared by the company. The minimum declared interest is guaranteed never to be less than 2.0%.

Run an illustration on WinFlex or visit **aig.com/LifeInterestRates** for current Max Accumulator+ II rates.

TYPE	STRATEGY NAME	INDEX UTILIZED
Par	Blend	ML Strategic Balanced Index[7]
	Global Blend	PIMCO Global Optima Index[7]
Cap	High Bonus	S&P 500 Index
	High Cap	S&P 500 Index

[7] It is important to note that volatility control measures may help to limit the impact of market downturns; however these measures can also limit the impact of positive market performance. An IUL is not an investment; it is a life insurance product that provides growth potential through index interest crediting. You cannot invest directly in an index.

Max Accumulator+II: Index Interest Accounts

Hypothetical performance

Below is a chart that shows the actual performance of the S&P 500® Index over one year point-to-point increments. It also reflects the hypothetical performance of the four Max Accumulator+ II index interest crediting strategies over the same period based on the participation/cap rates and minimum crediting of 0 at the time of launch, had these been in existence then.

INDEX STRATEGIES **20-YEAR HISTORICAL RETURNS FOR 1-YEAR HYPOTHETICAL PERIODS***

Ending Dec. 2001 through Dec. 2020

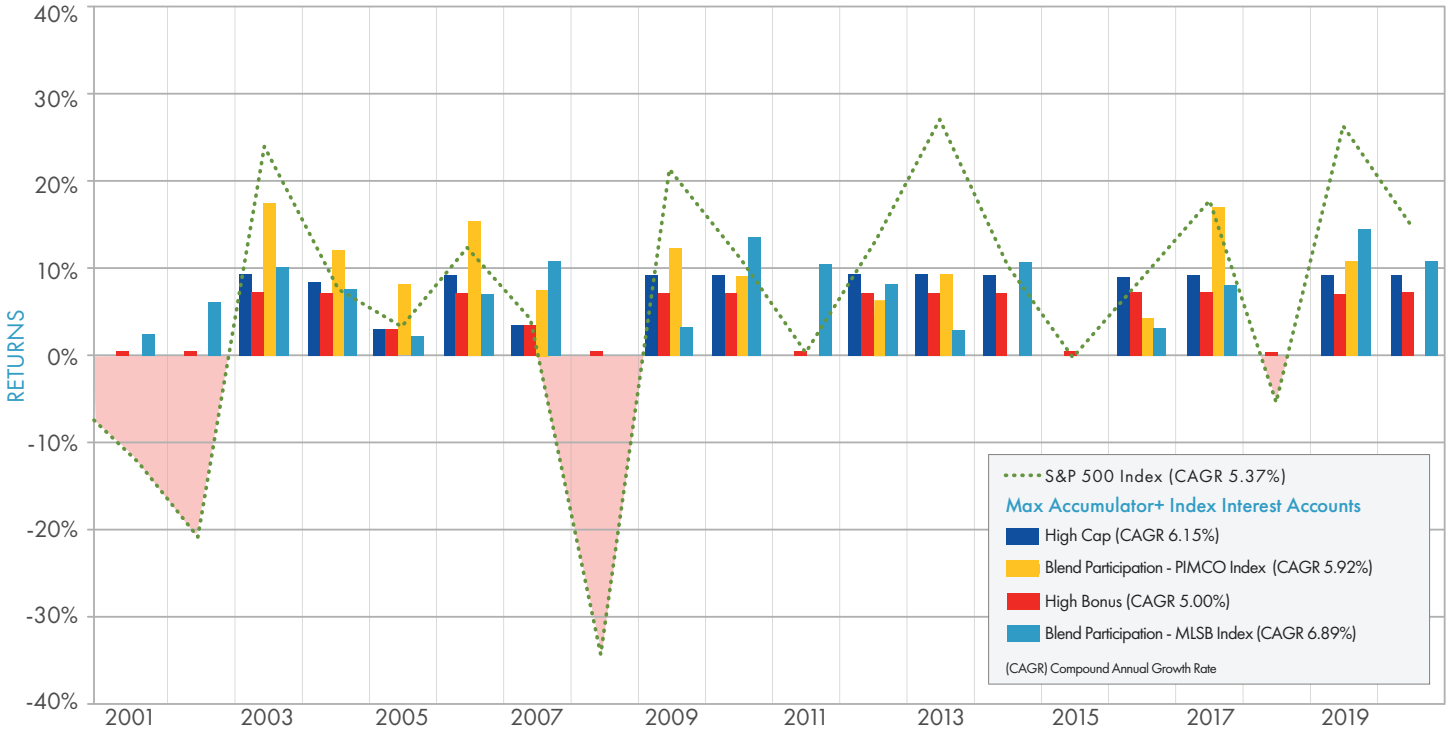

Returns for the Index before inception represent hypothetical data determined by retroactive application of a back-tested model, itself designed with the benefit of hindsight. The above hypothetical chart is intended only to show the performance of the PIMCO Global Optima Index®, ML Strategic Balanced Index®, and the S&P 500® Index from 2001-2020. Actual results for a specific insurance contract would depend on the crediting strategy chosen and the spread or participation rate for the time period(s) shown.

The positive crediting with no less than 0% interest strategy provides stability to protect against losses in down markets.

Note that the Global Blend Participation Strategy consistently yielded the highest potential growth, while the High Bonus Strategy consistently provided the most stable growth. These insights are valuable when determining index crediting strategy options that may be best suited to your client's needs.

* Hypothetical performance of Max Accumulator+ II index interest credit strategies does not take into consideration the account value enhancements which could improve the performance. Past performance is not indicative of future results, and this not a reflection or guarantee of future performance.

Max Accumulator+II: index diversification

Our index strategies offer an additional layer of diversification options via domestic and global indices. Clients can diversify their allocations in the geographical markets they feel most confident in and which will best suit their needs.[8]

- **Domestic:** choose from one of the S&P 500® Index Strategies or the ML Strategic Balanced® Index.
- **Global:** solely utilizes the PIMCO Global Optima Index® as the basis for interest crediting

ML Strategic Balanced Index & PIMCO Global Optima Index are proprietary indices for select annuity and life insurance products issued by AIG member company, American General Life Insurance Company.

Domestic

S&P 500 Index measures the performance of 500 widely held stocks in the U.S. equity market. Representing over 100 specific industry groups whose performance generally aligns with the health of the overall U.S. economy, this index is used in our High Cap Rate and High Bonus Rate strategies.

ML Strategic Balanced Index provides a systematic, rules-based process of blending the following types of indices:

- Domestic Equity Index: The S&P 500 Index, without dividends.
- Domestic Fixed Income Index: The Merrill Lynch 10-year U.S. Treasury Futures Total Return Index, which tracks the performance of a portfolio of near maturity 10-year U.S. Treasury futures contracts.
- Plus:
  - This index may use cash allocations to help manage volatility.
  - This index is designed to generate equal risk contribution to each asset class with the objective of achieving a **6% volatility target**.
  - This index is used in our **Blend Participation Rate** strategy, our premier proprietary strategy.

Global

The PIMCO Global Optima Index is a rules-based index with an equity focus for strong growth potential, global diversification for an enhanced opportunity set, and a design powered by PIMCO's time tested investment insights. The Index offers exposure to:

- Global Equity: U.S. large cap, U.S. mid cap, U.S. small cap, International and Emerging Markets
- Domestic Fixed Income: High-quality U.S. fixed income made up of treasuries, corporate bonds.
- Total return potential: Dividends are included in the performance calculation of the PIMCO Global Optima index
- Plus:
  - This index adjusts the exposures across the Global Equity and Domestic Fixed Income components on a daily basis based on market volatility and in order to achieve a **7.5% volatility target**.
  - This index is used in our **Global Blend Participation Rate** strategy.

For more information on the indices included in our Max Accumulator+ II index interest crediting strategies, please see: AGLC110397.

[8] An IUL is not an investment; it is a life insurance product that provides growth potential through index interest crediting. You cannot invest directly in an index.

Cash value comes out of the policy

Clients can save some or all of the life insurance benefit for their beneficiaries but they can also leverage multiple options to access cash value they have accumulated.

Max Accumulator+ II delivers a number of options clients can use to access cash for any purpose:

- Supplementing retirement income
- Covering healthcare expenses
- Starting a business
- College or wedding expenses
- Funding vacations
- Creating emergency resources

Funds can be disbursed through a variety of access points. Some are built-in. Some are optional. Some must be elected at the time of purchase.

- **Policy owner disbursements[13]:**
  - •Policy loans & withdrawals,
  - •Income for Life rider, Accelerated Access
  - •Solution Rider (in the event of a qualified chronic illness benefit)
- **Beneficiary disbursements:**
  Lump sum death benefit,[14]
  Select Income rider

CONTRIBUTION

Premiums[9]

ACCUMULATION

Index Strategies
(4 options)
GROWTH
IS TAX DEFERRED

DISTRIBUTION
(WITHDRAWALS)

PAYS FOR...
Income Tax-free[10]
Death Benefits and
Rider Benefits[11]
OPTIONAL
CAN HELP...
Supplement Retirement Income, Create an Emergency Fund, Start a Business[12, 13]

[9] Less premium expense charges.
[10] Based on current federal income tax laws.
[11] Plus administrative and expense charges.
[12] Including applicable charges.
[13] Policy loans and withdrawals may be taxable and may decrease the face amount or value of the policy.
[14] Lump sum payment will be made after claim paperwork is received and in good order.

Beneficiary disbursements

Lump-sum life insurance benefit

Generally income tax free,[15] distribution of policy death benefit to beneficiary upon the passing of an insured.

Installment Payout Plan (Select Income Rider)

An option to receive life insurance benefit in installments, based on the original face amount. This no-cost rider may increase policy cash value. The schedule of benefit payments must be determined at the time of issue and is irrevocable.

Policy Owner disbursements

Guaranteed Income for Life (Income for Life Rider)**:**

- Automatically included with product
- Available in years 11+
- Offers automatic guaranteed potentially tax-free income for life[15]
- One-time charge, but only if/when rider is activated
- Must be at least age 55 in order to activate

Chronic Illness Rider (Accelerated Access Solution®)**:**

- Optional rider, must be elected at policy purchase
- Charge for adding rider to policy
- Offers income access for insureds with a qualifying chronic illness
- Condition need not be permanent

Policy loans & withdrawals[16]:

- Potentially income tax-free[15]
- Potential for positive interest earnings on loaned money
- Fast access to cash when needed
- No repayment plan required

[15] Based on current federal income tax laws.
[16] Policy will lapse at any time if the outstanding loan amount exceeds the Accumulation Value less the surrender charge.

Available loan types*

Standard (fixed)

A loan in which interest is credited at a set amount and does not participate in any index interest earnings. The charge for taking this loan is also fixed and known in advance.

Our standard loans are **credited a 2% fixed interest rate. Our charged interest rate is 3%; which creates a 1% net cost** on the loan balance.

This loan choice is typically elected if an insured needs to access more than 10% of their policy's accumulation value.

Preferred (fixed)

A type of fixed loan available only in policy years 11+. The borrowable amount is limited with this type of loan. No more than 10% of the accumulation value of the policy at the beginning of the year can be borrowed.

The **interest rate credited is 2% fixed** on this loan type and **the charged interest rate is also fixed at only 2%**; which creates a **0% net cost** on the loan balance (i.e., an insured incurs no extra cost to execute this type of loan).

Participating

Often the most popular of the 3 loan types, it is available in any policy year, as long as there is positive cash surrender value.

The money lent stays in the index interest accounts and this "participation" can result in **earned index interest. The interest rate charged is currently 4.5%.**

Rate current as of 07/14/2021

Frequently asked loan questions

- A loan option is chosen at time of request, not policy issue
- Only one loan type is available at a time
- Client has the ability to switch from a Standard Loan to a Participating Loan, or vice versa
  - Maximum of 3 times during the life of the contract
  - Entire loan balance switches

*Policy loans and withdrawals may be taxable and may decrease the face amount or value of the policy.

Agile Underwriting+
Fewer requirements mean faster submission

Agile Underwriting+ (AU+) as described in this document, refers to a streamlined underwriting process that provides a path to policy approval that may not require an exam and labs.

Max Accumulator+ II key AU+ guidelines[17]:

- Ages 0-50
- Face Amounts $50,000-$1,000,000
- No lab tests, physical exam or APS required for eligible proposed insured
- Rate classes available[13]: Standard to Preferred Plus[18]
- If the amount of inforce coverage for the applicant is greater than $1,000,000, this new application for coverage cannot be available for AU+ review and will be reviewed through full underwriting at the applied-for amount. If the amount of inforce coverage for this applicant is less than $1,000,000, this new application for coverage may only be available for AU+ review up to a total inforce and applied-for amount of $1,000,000.

If your client adds the Accelerated Access Solution to a Max Accumulator+ II policy with an AU+ increasing death benefit, the face amount can rise above the $1,000,000 max, and their chronic illness benefits could potentially increase overtime!

MAX ACCUMULATOR+ II

FACE AMOUNTS	AGES	UNDERWRITING
$50,000 - $1,000,000	0–50[17]	AU+
	51+	Traditional Medical
Greater than $1,000,000	0-51+	Traditional Medical

To speed your cycle time from submission to commission, our electronic submission platform, AG Quick Ticket®, can be used for any Max Accumulator+ II application. Traditional paper processing for AU+ applications will also be accepted.

Compensation and performance are identical to the fully underwritten product, with a simpler, faster path to coverage using streamlined underwriting.

- Offers the same pricing as “fully underwritten” product for the same classes
- Same state availability
- Chronic Illness Rider (Accelerated Access Solution) still available

[17] Post-issue reviews will be completed by our Underwriting team and any lack of material disclosure may result in policy rescission. For full details on the AU+ criteria see our AGile Underwriting+ Guidelines (AGLC110667)
[18] Our underwriting team renders a decision based on the submitted applications, declarations of Part A and B, supplementary forms, and results of various database searches.

Max Accumulator+ II Product Highlights

Issue Ages	• 18-80 Preferred Plus No Tobacco, Preferred No Tobacco , Standard No Tobacco, Preferred Tobacco, • Special (Substandard) No Tobacco • 0-80 Standard Tobacco, Special (Substandard) Tobacco
Underwriting Classifications	• Preferred Plus (exceptional mortality risk and non-user of tobacco) • Preferred No Tobacco (significantly better than average mortality risk and non-user of tobacco) • Standard No Tobacco (average mortality risk and non-user of tobacco) • Preferred Tobacco (better than average mortality risk and user of tobacco) • Standard Tobacco (average mortality risk and user of tobacco) • Non-Smoker Tables: Table 2 - Table 8; Table 10; Table 12; Table 14 and Table 16 • Smoker Tables: Table 2 - Table 8; Table 10; Table 12; Table 14 and Table 16
Agile Underwriting+*	• Ages 0-50 • Face amounts: $50,000 - $1,000,000 • No lab tests, physical exam or APS required for proposed insured • Rate classes available: Standard to Preferred Plus • Our underwriting team renders a decision based on the submitted applications, declarations of Part A and B, supplementary forms, and results of various database searches. • If the amount of inforce coverage for the applicant is greater than $1,000,000, this new application for coverage cannot be available for AU+ review and will be reviewed through full underwriting at the applied-for amount. If the amount of inforce coverage for this applicant is less than $1,000,000, this new application for coverage may only be available for AU+ review up to a total inforce and applied-for amount of $1,000,000. *Post-issue reviews will be completed by our Underwriting team and any lack of material disclosure may result in policy rescission. For full details on the AU+ criteria see our Agile Underwriting+ Guidelines (AGLC110667)
Minimum DB	• $50,000 Minimum Death Benefit
Death Benefit Options	• Option 1 (Level): Death benefit equal to specified amount, or accumulation value multiplied by death benefit corridor, minus partial withdrawals • Option 2 (Increasing): Death benefit equal to specified amount plus accumulation value, or accumulation value multiplied by the death benefit corridor, minus partial withdrawals
Lapse Protection Guarantee	• Provides guaranteed death benefit via the automatically included Monthly Guarantee Premium (MGP) provision • Terminates sooner of 20 years or attained age 75, not to be less than 10 years
Policy Issue	• Issued daily from the 1st to the 28th of the month • On holidays and weekends, the ending index value of the next business day serves as the starting value for that index segment.
Premiums	• Policy owner will define premium allocation percentage (from among 4 index crediting strategies or a declared interest account) at issue, and allocation instruction can be changed at any time for future premium payments • Net premiums allocated to an index interest account received between account allocation dates are deposited to interim account and will receive declared interest until the next allocation date, at which time funds in the interim account are transferred to a new index interest account. The interim account interest rate is guaranteed never to be less than 2.00%
Changes to the Specified Amount	• Increases available at any time, subject to satisfactory evidence of insurability • After first policy year, policy owner may decrease specified amount; however, death benefit may not be less than minimum death benefit amount
%/Premium Load	• Current charges vary by gender, issue age, UW class, and policy year, with a maximum charge of 18%
Monthly Deductions	• Current monthly administration fee subject to change with a maximum of $20 • Monthly expense charge duration is 20 years • Current cost of insurance charges based on Net Amount at Risk as defined in the policy • Rider charges
Surrender Charges	• Surrender charge period for base coverage of the specified amount applies up to the first 14 years. • If the base coverage is increased, a new surrender charge period will apply to the increase.
Withdrawals (Partial Withdrawals)[1]	• Available any time during the insured's lifetime, after the first policy year • Death benefit cannot be reduced below $50,000 as a result of the withdrawal • Partial withdrawals are taken first from interim account, then from declared interest, then from index interest accounts • Current charge of $25 (maximum contractual charge of $50) for each withdrawal [1] Withdrawals or Partial Withdrawals may be taxable. Clients should be directed to their tax advisors with questions.
Rolling Target	• 24-month rolling target premiums

Max Accumulator+ II Riders*

Income for Life Rider	• Issue Ages: 0-75 • Converts cash value into guaranteed income stream • Optional annual adjustments for cost of living increases: 0%, 1%, 2%, or 3% options • Exercise ages between 55-85 • Accumulation/waiting period: policy must be in force for 10 years • Step up: guaranteed lifetime income amount can increase if index performance exceeds a certain level • Certain distributions may be taxable. You should consult your personal tax advisor to assess the impact of the benefits on your particular circumstances. • One time charge deducted from account value at time of election. Additional annual fee not to exceed $25 for payment frequencies other than annual. • Requires Guideline Premium Death Benefit Compliance test
Select Income Rider	• Optional rider converts a portion or all of the life insurance benefit for beneficiaries to a predefined guaranteed set of annual payments • Benefit schedule will be based on initial face amount of policy at issue and is irrevocable for the beneficiaries • Minimum percentage of life insurance benefit available to convert is 10% (up to 100%) • May lower the policy's cost of insurance charges, which may enable cash value to accumulate faster • Schedule of life insurance benefit payments will be determined at issue • Life insurance benefit payments will increase annually at a rate set at issue
Early Cash Value Rider	• Issue ages 0-75 • Waives all surrender charges upon **full surrender** of the policy, unless the surrender is associated with a 1035 exchange • During the first 7 years, this rider provides an Early Cash Value Benefit so that the cash surrender value is never less than 50% of the total premiums paid • Available only for Business Sponsored or Premium Finance cases (Illustrations for cases with this rider must be ran by the Advanced Sales team) • Cases with this rider will require suitability and financial review by Advanced Sales • Different commission and chargeback schedules apply to policies issues with this rider
Dollar Cost Averaging Rider	• Automatic, free rider that allocates lump-sum payments (both 1035 and non-1035) as well as periodic payments on frequency of annual, semi-annual and single premiums to be allocated to this rider and then dispersed to the Index Interest Accounts over several months so that a large portion of the policy's Accumulation Value is not subject to the market movements of only one date. It is your client's choice to utilize this rider. There is no additional fee associated with this rider. Utilizing this rider will affect the amount of interest your policy earns. Depending on the performance of the indices, utilizing this rider may result in more or less interest. • The DCA Rider creates an additional account ("DCA Account") that will remain on the policy for the life of the contract. Interest is credited daily. The amount of interest credited is determined by the Company, but shall be no less than 2.00%. Premiums allocated to the DCA account will be transferred into the Index Interest Accounts according to the allocation percentage of your choosing. Note that transfers from the DCA Account to the declared interest account are not permitted.
Accelerated Access Solution®(AAS) Chronic Illness Rider	• Premium paying rider provides income for qualifying chronic condition. • Three options available: 2% of AAS benefit per month; 4% of the AAS benefit per month; IRS per diem maximum of the AAS benefit per month • Monthly benefit is capped at the maximum IRS daily rate at the time of claim. The 2021 maximum per diem is $400/day or $12,167/month. Subsequent years may be higher.
Accidental Death Benefit Rider (ADB)	• Provides an additional death benefit if death resulted from certain accidental injuries • Minimum: $25,000; Maximum: The lesser of $250,000 or the initial sum insured under the policy
Children's Insurance Benefit Rider (CIB)	• Pays a benefit to the insured parent upon the death of an insured child • Minimum death benefit is $1,000; maximum is $25,000 • May be issued for parent's ages 17-50, up to Table D; and children ages 15 days through 18 years. Lasts until child's age 25 or parent's age 65, whichever comes first • Covers all eligible children
Overloan Protection Rider	• Rider guarantees that base policy will not lapse due to an outstanding loan • Rider must be activated in writing once the loan balance exceeds 94% of cash value. A one-time charge will be deducted from the accumulation value, and future monthly deductions will be waived. • Rider benefit can be activated at or after the later of attained age 75 or 15th policy anniversary
Terminal Illness Accelerated Benefit Rider	• Provides an accelerated death benefit (living benefit) when the insured is diagnosed with a terminal illness (24 months or less to live) • One-time acceleration benefit up to 50% of the base policy death benefit (less policy loans and excluding riders) • Maximum: $250,000 • Subject to an administrative fee • Some states require a signed disclosure form at time of application

* There may be a charge for each rider selected. See the rider for details regarding the benefit descriptions, limitations and exclusions. Adding or deleting riders and increasing or decreasing coverage under existing riders can have tax consequences. Policy owners should consult a tax advisor prior to exchanging their policy. Riders are not available in all states.

Waiver of Monthly Deduction Rider	• Waives the monthly deduction while the insured is disabled after six months of disability • Rider charges are based on the insured's attained age and increase annually • Rider not available for face amounts greater than $5 million
Waiver of Specified Premium Rider	• Issue ages: 15-55 • Proof of total disability is required • Eligibility requirements: Total disability has existed continuously for at least six months, and total disability began while this rider is in force • There is a charge for the rider

Max Accumulator+ II Policy Loans[19]

Policy Loans	• Policyholder has a choice between loan options that allows flexibility in loan rates charged on loans and interest rates credited on accumulation values impaired by policy loans • Options include (a) Standard loans with Preferred Loan features and (b) Participating loans
Standard Loans	**Standard Loans** • The current effective annual loan rate is 3.00%. It is payable in advance at the rate of 2.91%. • Annual effective rate of 2.00% will be credited to portion of accumulation value that equals amount of policy loans **Preferred Loans** • Available after 10 policy years • Maximum amount eligible is lesser of: 1) loan value or 2) 10% of accumulation value • Loan rate (not guaranteed) currently equals credited rate applied to policy loan
Participating Loans	• Available whenever there is an amount of cash value accumulation in the policy • Participating loans will be available from inception • The current annual loan rate is 4.50%. The maximum rate will never be above 8%. • Policy values in these accounts continue to have potential to accumulate index interest or declared crediting accounts

Max Accumulator+ II Interest Crediting Strategies

Blend Participation Rate	• Volatility control index strategy with the ML Strategic Balanced Index® which blends the S&P 500 and Merrill Lynch 10-year U.S. Treasury Futures Total Return Index and cash • A predefined percentage is used to calculate how much of the net increase (participation) in index value is credited to the policy in positive performance years. • A current credit bonus of 0.65% through an account value enhancement from policy year 6 and later (guaranteed to be no less than 0.10%). • A one-year duration to calculate interest crediting • A no less than 0% interest crediting strategy protects from losses in down markets • Adjusts exposure across the equity and fixed income components on a daily basis in order to achieve a 6% volatility target
Global Blend Participation Rate	• Volatility control index strategy with the PIMCO Global Optima Index which blends International and emerging markets, U.S. large cap, U.S. mid cap, and U.S. small cap with U.S. Bonds made up of treasuries, corporate bonds and mortgage-backed securities • Adjusts exposure across the equity and fixed income components on a daily basis in order to achieve a 7.5% volatility target • A predefined percentage is used to calculate how much of the net increase (participation) in index value is credited to the policy in positive performance years. • A current credit bonus of 0.30% through an account value enhancement from policy year 6 and later (guaranteed to be no less than 0.10%). • A one-year duration to calculate interest crediting • A no less than 0% interest crediting strategy protects from losses in down markets
High Bonus Rate	• A predefined percentage is used to calculate the maximum amount of increase (cap) in index value that is credited to the policy, regardless how well the index performs. • Index strategy is based on performance of the S&P 500 index • A current credit bonus of 0.60% through an account value enhancement from policy year 6 and later (guaranteed to be no less than 0.10%). • A one-year duration to calculate interest crediting • A minimum guarantee of .25% protects from losses in down markets
High Cap Rate	• A predefined percentage is used to calculate the maximum amount of increase (cap) in index value that is credited to the policy, regardless how well the index performs. • Index strategy is based on performance of the S&P 500 index • A guaranteed 0.10% crediting bonus through an account value enhancement from policy year 6 and later • A one-year duration to calculate interest crediting • A no less than 0% interest crediting strategy protects from losses in down markets
Declared Interest	• Fixed interest rate declared by the company (2% guaranteed interest rate) • No participation in index performance • A guaranteed 0.10% crediting bonus through an account value enhancement from policy year 6 and later

[19] Policy loans and withdrawals may be taxable and may decrease the face amount or value of the policy.

Important Consumer Disclosures Regarding Accelerated Benefit Riders

An Accelerated Death Benefit Rider (ABR) is not a replacement for Long Term Care Insurance (LTCI). It is a life insurance benefit that gives you the option to accelerate some of the death benefit in the event the insured meets the criteria for a qualifying event described in the policy. The rider does not provide long-term care insurance subject to California insurance law, is not a California Partnership for Long Term Care program policy. The policy is not a Medicare supplement.

ABRs and LTCI provide different types of benefits. An ABR allows the insured to access a portion of the life insurance policy's death benefit while living. ABR payments are unrestricted and may be used for any purpose. LTCI provides reimbursement for necessary care received due to the inability to perform activities of daily living or cognitive impairment. LTCI coverage may include reimbursement for the cost of a nursing home, assisted living, home health care, homemaker services, adult day care, hospice services or respite care for the primary caretaker and the benefits may be conditioned on certain requirements or meeting an elimination period or limited by type of service, the number of days or a maximum dollar limit. Some ABRs and all LTCI are conditioned upon the insured not being able to perform two or more of the activities of daily living or being cognitively impaired.

This ABR pays proceeds that are intended to qualify for favorable tax treatment under section 101(g) of the Federal Internal Revenue Code. The federal, state, or local tax consequences resulting from payment of an ABR will depend on the specific facts and circumstances, and consequently advice and guidance should be obtained from a personal tax advisor prior to the receipt of any payments. ABR payments may affect eligibility for, or amounts of, Medicaid or other benefits provided by federal, state, or local government. Death benefits and policy values, such as cash values, premium payments and cost of insurance charges if applicable, will be reduced if an ABR payment is made. ABR payments may be limited by the contract or by outstanding policy loans.

Information about the ML Strategic Balanced Index®

The ML Strategic Balanced Index® provides systematic, rules-based access to the blended performance of two underlying indices—the S&P 500 (without dividends), which serves to represent equity performance, and the Merrill Lynch 10-year U.S. Treasury Futures Total Return Index, which serves to represent fixed income performance. To help manage overall return volatility, the Index may also systematically utilize cash performance in addition to the performance of the two underlying indices.

Important Note: The ML Strategic Balanced Index® embeds an annual index cost in the calculations of the change in Index Value over the Index Term. This "embedded index cost" will reduce any change in Index Value over the Index Term that would otherwise have been used in the calculation of index interest, and it funds certain operational and licensing costs for the index. It is not a fee paid by you or received by the Company. The Company's licensing relationship with Merrill Lynch, Pierce, Fenner & Smith Incorporated for use of the ML Strategic Balanced Index and for use of certain service marks includes the Company's purchase of financial instruments for purposes of meeting its interest crediting obligations. Some portion of those instruments will, or may be, purchased from Merrill Lynch, Pierce, Fenner & Smith Incorporated or its Affiliates.

Merrill Lynch, Pierce, Fenner & Smith Incorporated and its affiliates ("BofA Merrill Lynch") indices and related information, the name "BofA Merrill Lynch", and related trademarks, are intellectual property licensed from BofA Merrill Lynch, and may not be copied, used, or distributed without BofA Merrill Lynch's prior written approval.The products of licensee American General Life Insurance Company have not been passed on as to their legality or suitability, and are not regulated, issued, endorsed, sold, guaranteed, or promoted by BofA Merrill Lynch.

BOFA MERRILL LYNCH MAKES NO WARRANTIES AND BEARS NO LIABILITY WITH RESPECT TO ANY INDEX, ANY RELATED INFORMATION, ITS TRADEMARKS, OR THE PRODUCT(S) (INCLUDING WITHOUT LIMITATION, ITS QUALITY, ACCURACY, SUITABILITY AND/OR COMPLETENESS).

The ML Strategic Balanced Index (the "Index") is the property of Merrill Lynch, Pierce, Fenner & Smith Incorporated, which has contracted with S&P Opco, LLC (a subsidiary of S&P Dow Jones Indices LLC) to calculate and maintain the Index. The Index is not sponsored by S&P Dow Jones Indices or its affiliates or its third party licensors (collectively, "S&P Dow Jones Indices"). S&P Dow Jones Indices will not be liable for any errors or omissions in calculating the Index. "Calculated by S&P Dow Jones Indices" and the related stylized mark(s) are service marks of S&P Dow Jones Indices and have been licensed for use by Merrill Lynch, Pierce, Fenner & Smith Incorporated. Note that the ML Strategic Balanced Index™ is not available for policies issued in the State of New York.

Information about the S&P 500® Index

The S&P 500 Index is a product of S&P Dow Jones Indices LLC ("SPDJI"), and has been licensed for use by AGL and US Life. Standard & Poor's®, S&P® and S&P 500® are registered trademarks of Standard & Poor's Financial Services LLC ("S&P"); Dow Jones® is a registered trademark of Dow Jones Trademark Holdings LLC ("Dow Jones"); and these trademarks have been licensed for use by SPDJI and sublicensed for certain purposes by AGL and US Life. AGL and US Life's Max Accumulator+ is not sponsored, endorsed, sold or promoted by SPDJI, Dow Jones, S&P, their respective affiliates, and none of such parties make any representation regarding the advisability of investing in such product(s) nor do they have any liability for any errors, omissions, or interruptions of the S&P 500 Index

Information about the PIMCO Global Optima Index

The PIMCO Global Optima Index® (the "Index") is a comprehensive equity and bond index, offering exposure to global equity and U.S. fixed income markets. The Index is a trademark of Pacific Investment Management Company LLC ("PIMCO") and has been licensed for use for certain purposes by American General Life Insurance ("the Company") with this life insurance policy ("the Product"). The Index is the exclusive property of PIMCO and is made and compiled without regard to the needs, including, but not limited to, the suitability or appropriateness needs, as applicable, of the Company, the Product, or owners of the Product. The Product is not sold, sponsored, endorsed or promoted by PIMCO or any other party involved in, or related to, making or compiling the Index. PIMCO does not provide investment advice to the Company with respect to the Product or to owners of the Product.

Neither PIMCO nor any other party involved in, or related to, making or compiling the Index has any obligation to continue to provide the Index to the Company with respect to the Product. Neither PIMCO nor any other party involved in, or related to, making or compiling the Index makes any representation regarding the Index, Index information, performance, annuities generally or the Product particularly.

PIMCO disclaims all warranties, express or implied, including all warranties of merchantability or fitness for a particular purpose or use. PIMCO shall have no responsibility or liability whatsoever with respect to the Product.

The Licensed PIMCO Licensed Index is comprised of a number of constituents, some of which are owned by entities other than PIMCO. The Licensed PIMCO Indices rely on a variety of publically available data and information and licensable equity and fixed income sub-indices. All disclaimers referenced in the Agreement relative to PIMCO also apply separately to those mentities that are owners of the constituents of the Licensed PIMCO Indices. The constituents of the Licensed PIMCO Indices include: MSCI Inc., FTSE International Limited, FTSE TMX Global, Debt Capital Markets, Inc., Frank Russell Company and certain ETFs. The Licensee expressly agrees to include the following disclaimer and limited language in connection with the use of the Licensed PIMCO Indices for the Permitted Purposes.

For more **Max Accumulator+ II** information
visit **aig.com/MaxIUL**

Life with Confidence

Ask about **Life with Confidence**, an interactive tool that helps explain IULs in everyday terms and eases concerns about market volatility.

aig.com/LifeWithConfidence

LIFE TO THE MAX

Drive your IUL Business forward with **Life to the Max**. See creative solutions to common retirement challenges.

aig.com/LifeToTheMax

We see the future in you.℠ — AIG

Policies issued by American General Life Insurance Company (AGL), Houston, TX. 19646, ICC19-19646; Rider Form Numbers: ICC15-15994, 15994, 13600-5, 15600-7, 15600, ICC15-15600, 15600-5, 13601, ICC13-13601, 82410, ICC18-18012, 18012, 18012N, ICC18-18004, 18004, 14306, 07620, 15997, 15996, 15271, ICC15-15271, 15274, ICC15- 15274, 15272, ICC15-15272, 15273, ICC15-15273. Issuing company AGL is responsible for financial obligations of insurance products and is a member of American International Group, Inc. (AIG). Guarantees are backed by the claims-paying ability of the issuing insurance company. AGL does not solicit business in the state of New York. Products may not be available in all states and product features may vary by state. Please refer to your policy.

This material is general in nature, was developed for educational use only, and is not intended to provide financial, legal, fiduciary, accounting or tax advice, nor is it intended to make any recommendations. Applicable laws and regulations are complex and subject to change. Please consult with your financial professional regarding your situation. For legal, accounting or tax advice consult the appropriate professional.

© AIG 2021. All rights reserved.

FOR FINANCIAL PROFESSIONAL USE ONLY- NOT FOR PUBLIC DISTRIBUTION.

AGLC109301 REV0721